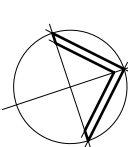


SITE PLAN

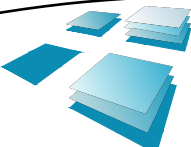
SCALE BAR 1 : 1 On A1 Size Original
SCALE BAR 1 : 2 On A3 Size Reduction

© 2020 R.J. SINCLAIR Pty Ltd. All rights reserved. The design and details shown on this drawing are specific to this project only and may not be reproduced in whole or in part by any means or be used for any other project or purpose without the written consent of R.J. SINCLAIR Pty Ltd.

No.	Amendment	By	Date
P1	PRELIMINARY ISSUE FOR DISCUSSION PURPOSES ONLY. NOT FOR CONSTRUCTION.	VP	21.05.2020
P2	PRELIMINARY ISSUE FOR DISCUSSION PURPOSES ONLY. NOT FOR CONSTRUCTION.	VP	28.05.2020



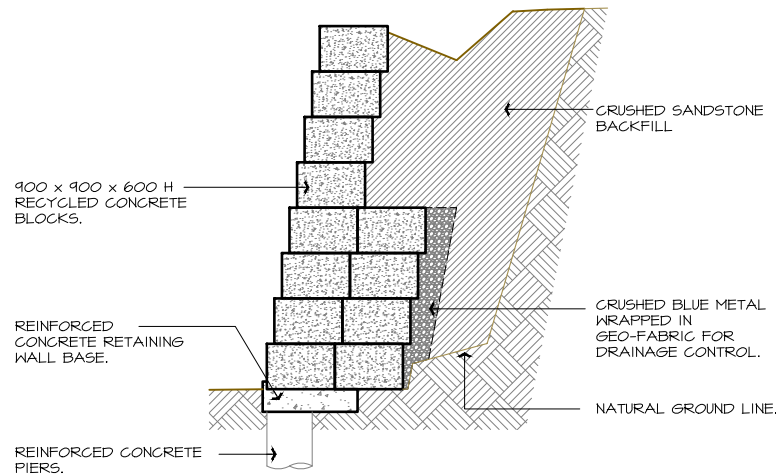
OWNER: NEW RESOURCE RECOVERY CENTRE
DESIGNER: R.J. SINCLAIR Pty Ltd
Accredited Building Designer: 6318
Victoria: RBP DP-AD 15529
Tasmania: RBP DP-AD 15529
Tasmania: RBP DP-AD 15529



R.J. SINCLAIR Pty Ltd
Building Design
Office: Suite B111 - Sky City
NorWest Business Park
30 Lexington Drive
BELLA VISTA NSW 2153
Postal: PO Box 503
ROUND CORNER NSW 2158
Phone: 02 8883 0999
E-mail: design@rjsinclair.com.au
Web: www.rjsinclair.com.au
Multi-Discipline Design + Project Management

Project
NEW RESOURCE RECOVERY CENTRE
1 VERE PLACE
SOMERSBY NSW
FOR
COASTAL DESIGN LINK
Drawing Title
RETAINING WALL PLAN

PRELIMINARY ISSUE FOR DISCUSSION PURPOSES ONLY NOT FOR CONSTRUCTION		
Approved	Designed	
Date March 2020	Drawn VP	
Scale 1:200 @ A1 & 1:400 @ A3	Checked	
Project No. 18 - OTT	Drawing No. A - 29	Amat. P2



TYPICAL RETAINING WALL DETAIL

SCALE: 1:50 @ A1 & 1:100 @ A3

NOTE:

ALL WORKS TO BE CARRIED OUT IN ACCORDANCE WITH FUTURE GEOTECHNICAL AND ENGINEERING DETAIL.

CONSTRUCTION METHOD:

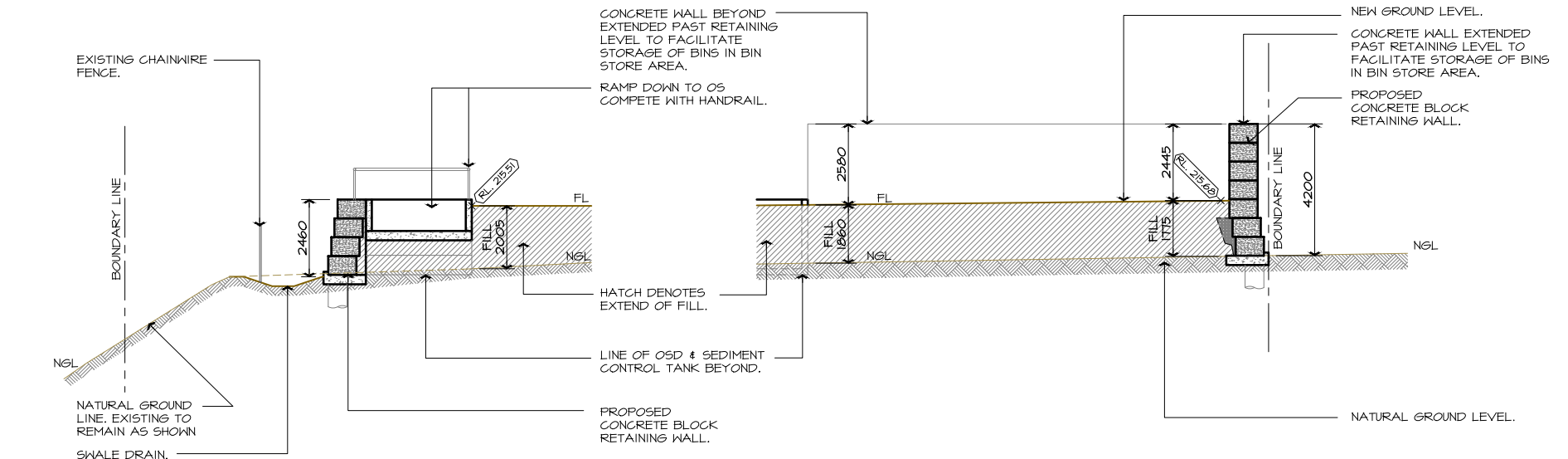
1. EXCAVATE EXISTING GROUND AS REQUIRED TO CONSTRUCT RETAINING WALLS AND TO SUIT LEVELS. ALL TEMPORARY BATTERS TO FUTURE GEOTECHNICAL RECOMMENDATIONS.
2. CONSTRUCT CONCRETE PIERS AND FOOTING BASE TO SUIT NEW LEVELS.
3. PLACE 2 TO 3 LEVELS OF CONCRETE BLOCKS TO SUIT RETAINING LEVELS.
4. PROVIDE DRAINAGE CONTROL AS DETAILED.
5. BACKFILL WITH CRUSHED SANDSTONE BETWEEN NEW WALL AND TEMPORARY EXCAVATIONS.
6. REPEAT STEPS 3 TO 5 UNTIL DESIGNED RETAINING WALLS LEVELS ARE REACHED.

NOTES:

ALL RETAINING WALL AND SITE WORKS TO BE WHOLLY WITHIN PROPOSED SITE BOUNDARY AS SHOWN IN ADJACENT SECTIONS.

GROUND LINE LEGEND:

- NGL ——— EXISTING NATURAL GROUND LINE TO REMAIN AS PER EXISTING CONDITIONS.
- NGL - - - - - EXISTING NATURAL GROUND TO BE CUT/RE-GRADED.
- FL ——— NEW GROUND LINE FINISHED LEVEL TO BE CONSTRUCTED.

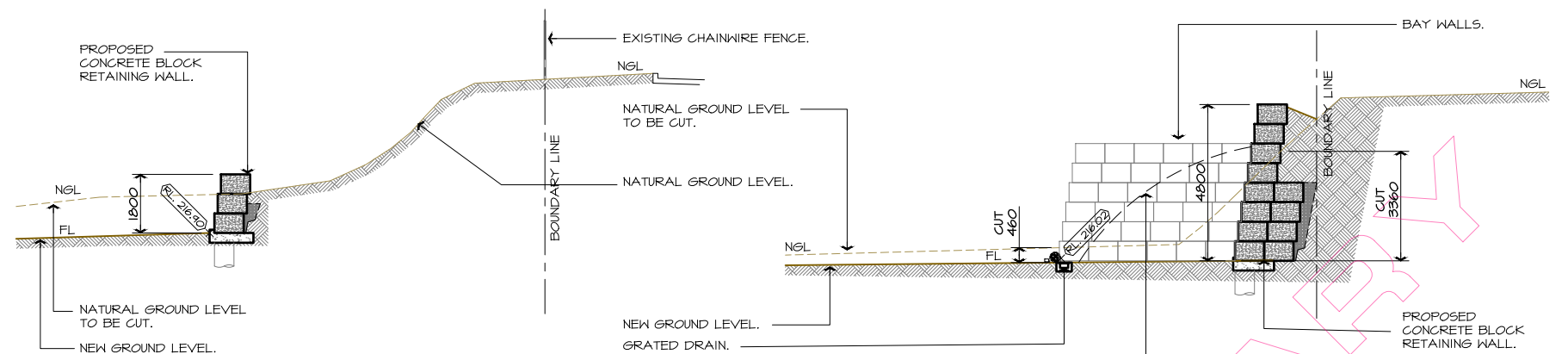


SECTION 1

A-29

SECTION 3

A-29

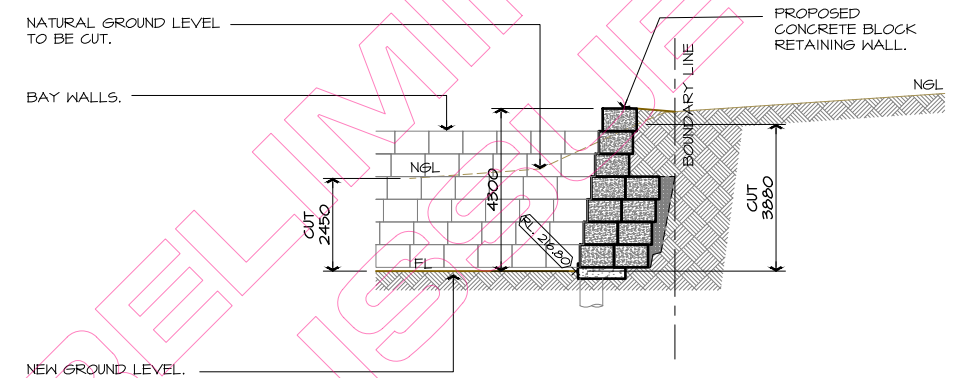


SECTION 2

A-29

SECTION 4

A-29



SECTION 5

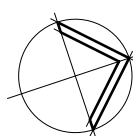
A-29

SCALE BAR 1 : 1 On A1 Size Original

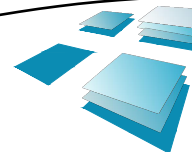
SCALE BAR 1 : 2 On A3 Size Reduction

© 2020 R.J. SINCLAIR Pty Ltd. All rights reserved. No part of this publication may be reproduced, stored in a retrieval system, or transmitted, in any form or by any means, electronic, mechanical, photocopying, recording, or by any information storage or retrieval system, without the prior written permission of R.J. SINCLAIR Pty Ltd.

No.	Amendment	By	Date
P1	PRELIMINARY ISSUE FOR DISCUSSION PURPOSES ONLY. NOT FOR CONSTRUCTION.	VP	20.03.2020
P2	PRELIMINARY ISSUE FOR DISCUSSION PURPOSES ONLY. NOT FOR CONSTRUCTION.	VP	06.04.2020
P3	PRELIMINARY ISSUE FOR DISCUSSION PURPOSES ONLY. NOT FOR CONSTRUCTION.	VP	08.04.2020
P4	PRELIMINARY ISSUE FOR DISCUSSION PURPOSES ONLY. NOT FOR CONSTRUCTION.	VP	25.05.2020
P5	PRELIMINARY ISSUE FOR DISCUSSION PURPOSES ONLY. NOT FOR CONSTRUCTION.	VP	27.05.2020
P6	PRELIMINARY ISSUE FOR DISCUSSION PURPOSES ONLY. NOT FOR CONSTRUCTION.	VP	28.05.2020



R.J. SINCLAIR
BUILDING DESIGNERS AUSTRALIA
Accredited Building Designer: 6318
Victoria: BPP DP-AD 15529
Tasmania: BPP DP-AD 15214
Tasmania: ABP CCO 10



R.J. SINCLAIR Pty Ltd
Building Design
Office: Suite B111 - Sky City
NorWest Business Park
30 Lexington Drive
BELLA VISTA NSW 2153
Postal: PO Box 503
ROUND CORNER NSW 2158
Phone: 02 8883 0999
E-mail: design@rjsinclair.com.au
Web: www.rjsinclair.com.au
Multi-Discipline Design + Project Management

Project
NEW RESOURCE RECOVERY CENTRE
1 VERE PLACE
SOMERSBY NSW
FOR
COASTAL DESIGN LINK
Drawing Title
BOUNDARY SECTIONS


PRELIMINARY ISSUE FOR
DISCUSSION PURPOSES ONLY
NOT FOR CONSTRUCTION

Approved	Designed
Date March 2020	Drawn VP
Scale 1:100 @ A1 & 1:200 @ A3	Checked
Project No. 18 - OTT	Amtd. A - 30
Drawing No. A - 30	P6


ALL RETAINING WALL AND SITE WORKS TO BE WHOLLY WITHIN PROPOSED SITE BOUNDARY AS SHOWN IN ADJACENT SECTIONS.

NGL **EXISTING NATURAL GROUND**
LINE TO REMAIN AS PER EXISTIN
CONDITIONS.

FL — — — NEW GROUND LINE FINISHED LEVEL
BEHIND RETAINING WALL.

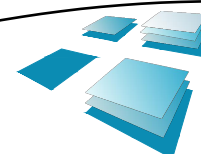


CONCRETE WALL EXTENDED
PAST RETAINING LEVEL TO
FACILITATE STORAGE OF
BINS IN BIN STORE AREA.



© 2020 R.L. SINCLAIR Pty Ltd. ACN 002 050 526. COPYRIGHT IN THESE DESIGNS AND DRAWINGS IS VESTED IN R.L. SINCLAIR Pty Ltd. THE DESIGN AND DETAILS SHOWN ON THIS DRAWING ARE SPECIFIC TO THIS PROJECT ONLY AND MAY NOT BE REPRODUCED, IN WHOLE OR IN PART BY ANY MEANS OR BY ANY OTHER PROJECT OR RESIDENCE WITHOUT THE WRITTEN CONSENT OF R.L. SINCLAIR Pty Ltd.

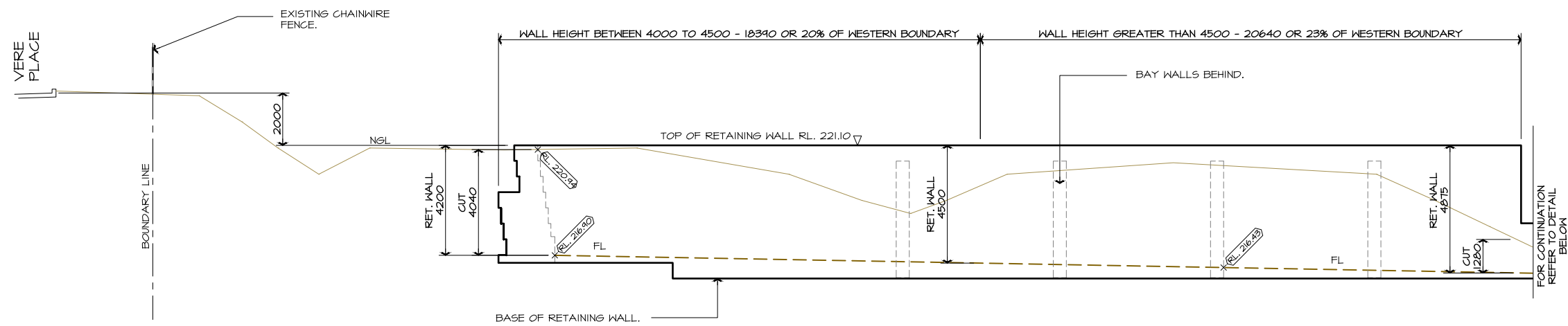
Chartered Member :
BUILDING DESIGNERS AUSTRALIA
Accredited Building Designer : 6318
Victoria : RBP DP-AD 15529
Queensland : QBCC 1082914
Tasmania : ARP CC6710



E-mail : designs@rjsinclair.com.au
 Web : www.rjsinclair.com.au
 Multi-Discipline Design + Project Management

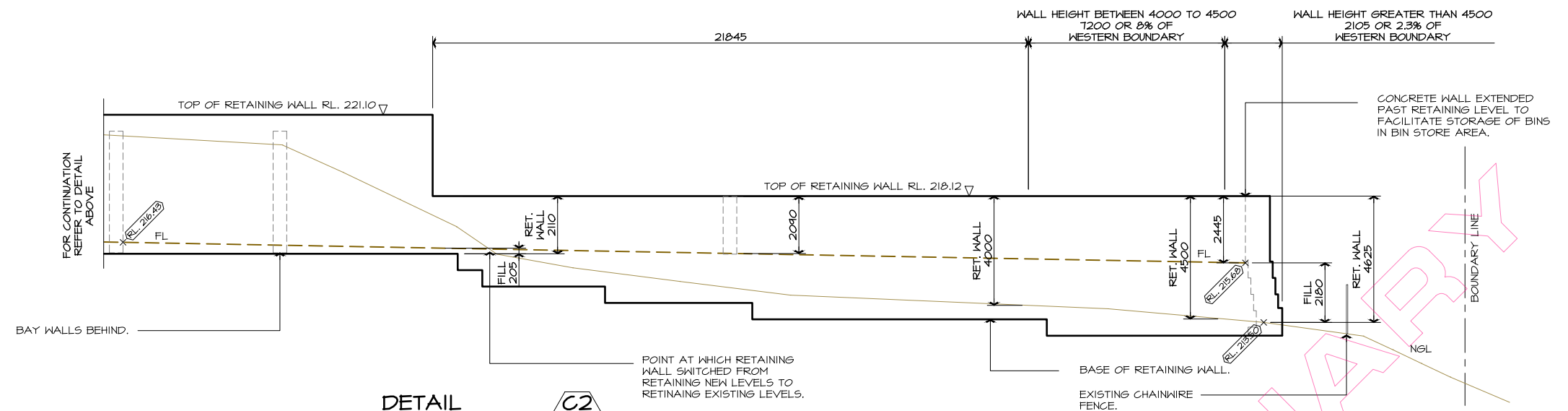
Drawing Title
BOUNDARY ELEVATIONS
SHEET 1

Approved	Designed
Date May 2020	Drawn V
Scale 1:100 @ A1 & 1:200 @ A3	Checked
Project No. 18 - 077	Drawing No. A - 3
	Amtd. P3



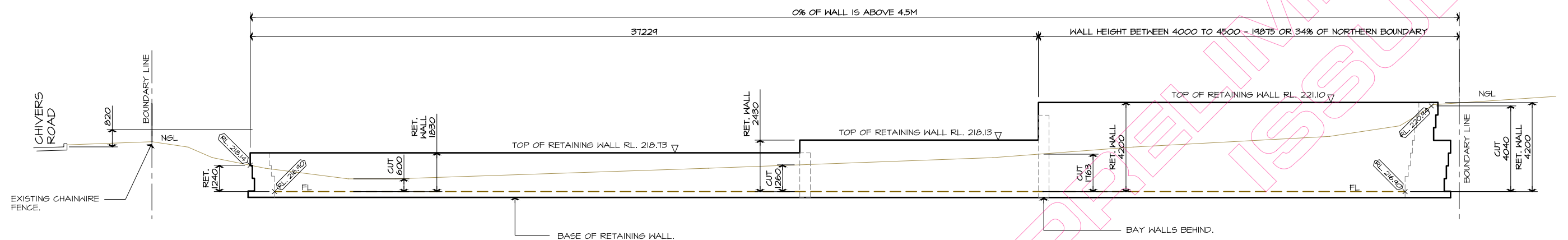
DETAIL C1
A-30

NOTE: PART OF WESTERN BOUNDARY RETAINING WALL ELEVATION - BOUNDARY LENGTH 90.045m



DETAIL C2
A-30

NOTE: PART OF WESTERN BOUNDARY RETAINING WALL ELEVATION - BOUNDARY LENGTH 90.045m



DETAIL D
A-30

NOTE: NORTHERN BOUNDARY RETAINING WALL ELEVATION - BOUNDARY LENGTH 59.075m

NOTES :
ALL RETAINING WALL AND SITE WORKS TO BE WHOLLY WITHIN PROPOSED SITE BOUNDARY AS SHOWN IN ADJACENT SECTIONS.
GROUND LINE LEGEND :
NGL — EXISTING NATURAL GROUND LINE TO REMAIN AS PER EXISTING CONDITIONS.
NGL — EXISTING NATURAL GROUND TO BE CUT/RE-GRADED.
FL — NEW GROUND LINE FINISHED LEVEL BEHIND RETAINING WALL.

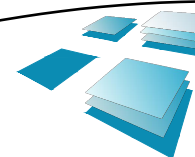
SCALE BAR 1 : 1 On A1 Size Original

SCALE BAR 1 : 2 On A3 Size Reduction

© 2020 R.J. SINCLAIR Pty Ltd. ALL RIGHTS RESERVED. THE DESIGN AND DETAILS SHOWN ON THIS DRAWING ARE SPECIFIC TO THIS PROJECT ONLY AND MAY NOT BE REPRODUCED IN WHOLE OR IN PART BY ANY MEANS OR BE USED FOR ANY OTHER PROJECT OR PURPOSE WITHOUT THE WRITTEN CONSENT OF R.J. SINCLAIR Pty Ltd.

No.	Amendment	By	Date
P1	PRELIMINARY ISSUE FOR DISCUSSION PURPOSES ONLY. NOT FOR CONSTRUCTION.	VP	25.05.2020
P2	PRELIMINARY ISSUE FOR DISCUSSION PURPOSES ONLY. NOT FOR CONSTRUCTION.	VP	21.05.2020
P3	PRELIMINARY ISSUE FOR DISCUSSION PURPOSES ONLY. NOT FOR CONSTRUCTION.	VP	28.05.2020
P4	PRELIMINARY ISSUE FOR DISCUSSION PURPOSES ONLY. NOT FOR CONSTRUCTION.	VP	11.06.2020
P5	PRELIMINARY ISSUE FOR DISCUSSION PURPOSES ONLY. NOT FOR CONSTRUCTION.	VP	12.06.2020

CHIVERS ROAD
BOUNDARY LINE
EXISTING CHAINWIRE FENCE.



R.J. SINCLAIR Pty Ltd
Building Design
Office : Suite B111 - Sky City
NorWest Business Park
20 Lexington Drive
BELLA VISTA NSW 2153
Postal : PO Box 503
ROUND CORNER NSW 2158
Phone : 02 8883 0999
E-mail : design@rjsinclair.com.au
Web : www.rjsinclair.com.au
Multi-Discipline Design + Project Management

Project
NEW RESOURCE RECOVERY CENTRE
1 VERE PLACE
SOMERSBY NSW
FOR
COASTAL DESIGN LINK
Drawing Title
BOUNDARY ELEVATIONS
SHEET 2

PRELIMINARY ISSUE FOR DISCUSSION PURPOSES ONLY
NOT FOR CONSTRUCTION

Approved	Designed
Date	Drawn
May 2020	VP
Scale	Checked
1:100 @ A1 & 1:200 @ A3	
Project No.	Amtd.
18 - 071	P5
Drawing No.	
A - 32	